



chill


ACOUSTIC LUMINAIRE






The **Chill HL2 direct/indirect luminaire** is designed to enhance interior spaces with subtle to bold colors, while damping sound reflections.

The 2" wide aperture fixture is clad with ½" thick felt acoustic panels in 8", 12" or 16" heights and twenty standard colors.



MANY FINISH OPTIONS

Choose between twenty acoustic baffle finishes and end caps with six standard powder coat finishes or optional coordinated RAL finishes.



PERFORMANCE OPTICS

Indirect lighting is available with Lambertian and batwing optic options.




CONTROLS CAPABLE

Chill luminaires are available with popular integrated controls from a multitude of suppliers.



SHAPES

Create modular "Y" shape configurations with HL2-Y luminaires and HB2-Y non-illuminated acoustic baffles.




END TREATMENT OPTIONS

For added detail, specify Faux|Real solid wood or faux finish end caps or acoustic material end caps with a beveled edge.




BEVELED EDGE BAFFLES

Light distribution is increased while minimizing glare and adding sophisticated detail to the fixture.



ACOUSTIC INTERIOR CAVITY

The minimal fixture structure creates an air gap between panels for acoustic performance with 0.98 NRC performance.



ACCOMPANYING BAFFLES

Add additional sound absorption in an architectural space with complimenting HB2 non-illuminated acoustic baffles.



01 White



02 Granite




03 Overcast



04 Slate



05 Lava Rock



06 Black Sand




07 Black




08 Light Sand




09 Dark Sand



10 Mango



11 Poppy



12 Hibiscus




13 Burgundy



14 Violet



15 Marine Blue



16 Deep Sea



17 Sky Blue



18 Laguna Blue



19 Emerald



20 Lime