



# chill

ACOUSTIC LUMINAIRE



The **Chill HL2 direct/indirect luminaire** is designed to enhance interior spaces with subtle to bold colors, while damping sound reflections. The 2" wide aperture fixture is clad with ½" thick felt acoustic panels in 8", 12" or 16" heights and twenty standard colors.

### BEVELED EDGE BAFFLES

Increases light distribution while minimizing glare and adding sophistication to the fixture's details

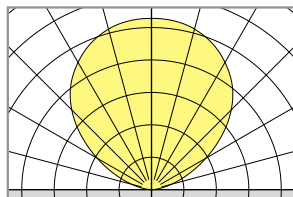


### ACOUSTIC INTERIOR CAVITY

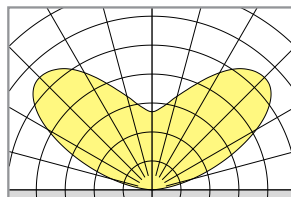
Minimal fixture structure creates air gap between panels for acoustic performance with 0.98 NRC performance

### MANY FINISH OPTIONS

Twenty acoustic baffle finishes complimented with end caps in six standard powder coat colors or optional coordinated RAL finishes



Lambertian



Batwing

### PERFORMANCE OPTICS

Indirect lighting available with Lambertian and batwing optic options

### ACCOMPANING BAFFLES

Add additional sound absorption in an architectural space with complimenting HB2 non-illuminated acoustic baffles





**01** White



**02** Granite



**03** Overcast



**04** Slate



**05** Lava Rock



**06** Black Sand




**07** Black



**08** Light Sand



**09** Dark Sand




**10** Mango



**11** Poppy



**12** Hibiscus




**13** Burgundy



**14** Violet



**15** Marine Blue



**16** Deep Sea



**17** Sky Blue



**18** Laguna Blue



**19** Emerald



**20** Lime