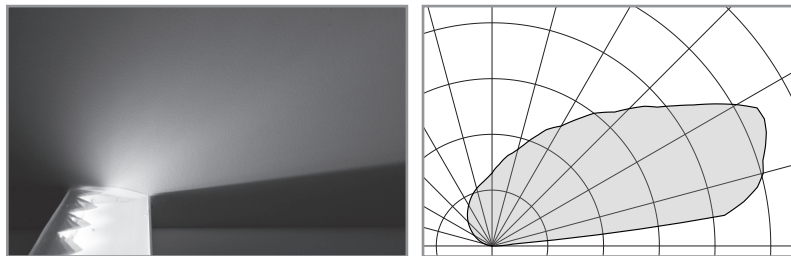


# BSS120A | Cove

Asymmetric LED luminaire for use in manufactured cove systems



Project: \_\_\_\_\_ Type: \_\_\_\_\_



## FEATURES

The BSS120A is a shallow profile LED luminaire with high performance asymmetric light distribution, designed to integrate with a manufactured cove system (consult factory for compatibility details). The heavy gauge, sheet formed housing is fitted with a primary and saw-tooth reflector to produce a smooth, uniform gradient light across the ceiling plane. A clear dust cover shields the reflector system and 90+ CRI LED modules. Fixture with certain options available for 10-Day QuickShip.

## SPECIFICATIONS

Fixture housing constructed of formed and riveted, pre-painted 20 gauge aluminum and heavy gauge steel sheet end caps

The fixture housing is proportioned and formed to integrate with a manufactured cove system (consult factory for compatibility details)

The multi-reflector optic system is formed from sheet aluminum with finishes of up to 96% reflectance

Includes a clear acrylic dust cover

Available in nominal lengths of 2', 3', 4' and 5'

Fixtures provided with 18 ga. wiring harness for 6 Amp maximum load (consult factory for runs requiring multiple circuits, sensor integration, etc.)

Standard integral 120V-277V driver offered with 0-10V dimming or non-dim (other dimming driver options available)

Integral 120-277V emergency battery backup available for 4' nominal non-dim or 0-10V (consult factory for all other lengths/drivers)

Standard outputs are 445, 680 and 785 lumens per foot

LEDs available in 2700K, 3000K, 3500K, and 4000K, within a 3 step MacAdam ellipse, all with 90+ CRI typical

A supplemental optic blending film is provided for fixtures that terminate at a perpendicular wall

Life: 50,000 hours L<sub>70</sub>

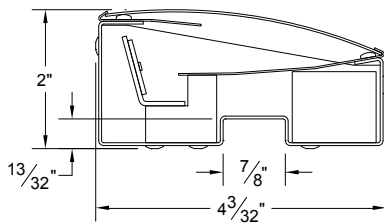
UL and C-UL listed for dry and damp locations

Limited five year warranty



Highlighted fields denote QuickShip Options. See complete 10-Day QuickShip Terms and Conditions available at [www.bartcolighting.com/quickship-products/](http://www.bartcolighting.com/quickship-products/) Purchase order must reference "QuickShip".

## SECTION



## PERFORMANCE

Note: All data reflects fixtures with 3500K LEDs and rectangular profile

NOMINAL LENGTH	OUTPUT	LUMENS/ft.	WATTS/ft.	LUMINAIRE LUMENS	EFFICACY (LPW)
4'	L: low	445	5.6	1641	79
	R: regular	600	7.9	2211	76
	H: high	785	11.0	2896	72



## BSS120A -

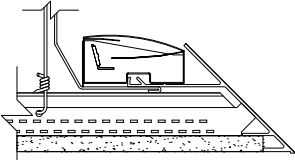
<p><b>FIXTURE LENGTH</b></p> <p>22: 22-1/4"</p> <p>33: 33-1/4"</p> <p>44: 44-1/4"</p> <p>55: 55-1/4"</p>	<p><b>CORRELATED COLOR TEMPERATURE</b></p> <p>27: 2700K-90+ CRI</p> <p>30: 3000K-90+ CRI</p> <p>35: 3500K-90+ CRI</p> <p>40: 4000K-90+ CRI</p>	<p><b>DRIVER</b></p> <p>ND: non-dimming</p> <p><b>[Dimming]</b></p> <p>D: 0-10V, 1%</p> <p>DTR: triac, 1%, (120V ONLY)</p> <p>DLV: electronic low voltage, 1%, (120V ONLY)</p> <p>HES: Lutron EcoSystem, soft-on/fade-to-black, 1%</p>	<p><b>LIGHT OUTPUT (lumens per foot)</b></p> <p>L: low – 445</p> <p>R: regular – 600</p> <p>H: high – 785</p> <p>CF: consult factory for custom output</p>	<p><b>OPTIONS</b></p> <p>ED: emergency driver (4' non-dim or 0-10V only)</p>
--	--	--	--	--

## OPTIONS

ORDERING CODE	DESCRIPTION	SPECIFICATIONS
ED	EMERGENCY LED DRIVER	<ul style="list-style-type: none"> <li>• Universal 120-277V input voltage emergency driver delivers initial minimum power of 10W for 90 minutes</li> <li>• Available for 4' nominal length non-dim or 0-10V fixture only (consult factory for all other lengths/drivers)</li> <li>• Provided with combination test switch/indicator light mounted to wall plate for remote installation</li> </ul>



## MOUNTING

DESCRIPTION
 <p>Fixture housing engages with an aligning feature within the cove system.</p>

## ACCESSORY

ORDERING CODE	DESCRIPTION	SPECIFICATIONS
BSS120-DF	End of run diffusion film	<ul style="list-style-type: none"> <li>• 8" long piece of diffusion film blends and softens the light distribution on the end wall surfaces</li> </ul>

