

BDA30 | DARYL

Linear asymmetric LED luminaire for outdoor locations



Project: _____ Type: _____



FEATURES

The Daryl BDA30 is a linear LED luminaire for outdoor applications with high performance asymmetric optic. The 3-1/4" x 3" extruded aluminum housing is fitted with internal shielding to minimize backlight and internal louvers to manage straylight. These features combine with optically engineered Fresnels prisms to produce a type IV distribution and BUG rating of B0 U1 G1, optimized for walkways, stairways and pedestrian bridges and tunnels.

SPECIFICATIONS

Fixture constructed of an extruded aluminum housing, aluminum LED liner/reflector, extruded acrylic lens and 16 gauge sheet steel end caps

Standard finishes as shown below

Asymmetric type IV distribution and B0 U1 G1 BUG rating accomplished with internal shielding and louvers and an extruded acrylic lens with optically engineered Fresnels prisms

Fixture provided with standard mounting to a surface or outdoor rectangular wall box

Available in nominal lengths of 2'-8' single fixtures and continuous runs

Basic continuous run fixtures provided with 18 ga. wiring harness for 6 Amp maximum load (consult factory for runs requiring multiple circuits, etc.)

Standard integral 120-277V driver offered with 0-10V dimming or non-dim

Integral 120-277V emergency battery backup available for 4' nominal non-dim or 0-10V (consult factory for all other lengths/drivers)

Standard outputs range between 105-530 lumens per foot, depending on louver finish option

LEDs available in 2700K, 3000K, 3500K and 4000K, within a 3 step MacAdam ellipse, all with 90+ CRI typical

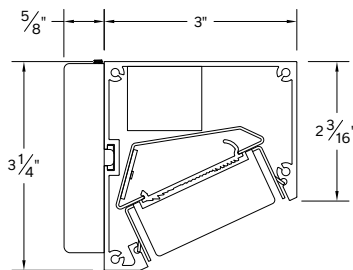
Life: 50,000 hours L₇₀

Limited five year warranty

UL and C-UL listed for wet locations



SECTION



PERFORMANCE

*Note: All data reflects fixtures with 3500K LEDs

NOMINAL LENGTH	LOUVER FINISH	OUTPUT	LUMENS/ft.	WATTS/ft.	LUMINAIRE LUMENS	EFFICACY (LPW)
4'	AW: Architectural White	L: low	180	2.0	713	92
		R: regular	365	4.0	1465	92
		H: high	530	6.0	2127	88
	ESS: Environmental Satin Silver	L: low	135	2.0	530	68
		R: regular	270	4.2	1089	65
		H: high	395	6.3	1581	63
	BZ: Bronze	L: low	105	2.0	429	55
		R: regular	220	4.2	881	52
		H: high	155	6.3	616	51

BDA30 -

NOMINAL FIXTURE LENGTH

- 22: 22-3/8"
- 33: 33-3/8"
- 44: 44-3/8"
- 55: 55-3/8"
- 66: 66-3/8"
- 77: 77-3/8"
- 88: 88-3/8"
- RUN: *

CORRELATED COLOR TEMPERATURE

- 27: 2700K-90+ CRI
- 30: 3000K-90+ CRI
- 35: 3500K-90+ CRI
- 40: 4000K-90+ CRI

DRIVER

- ND: non-dimming
- [Dimming]
- D: 0-10V, 1%

LIGHT OUTPUT (lumens per foot w/AW louver)

- L: low** - 180
- R: regular - 365
- H: high - 530
- CF: consult factory for custom output

OPTIC

- 1: asymmetric distribution

LOUVER

- A: standard louver

LOUVER FINISH

- AW: architectural white (semi-matte)
- ESS: environmental satin silver
- BZ: bronze
- CF: consult factory for custom finish

MOUNT

- SM1: surface/rect. wall box mount
- CF: consult factory for custom mounting

RUN CONFIGURATION

- SN: single
- ST: starter
- AD: adder
- TR: terminator

OPTIONS

- ED: emergency driver (4' or 8' non-dim or 0-10V only)

HOUSING FINISH

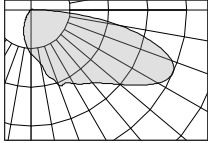
- AW: architectural white (semi-matte)
- WH: white (semi-gloss)
- BL: black (semi-matte)
- MB: matte black
- ESS: environmental satin silver
- BZ: bronze
- PR: primer
- CF: consult factory for custom finish

* Specify run length to the nearest 1'. Factory will configure using the least quantity of fixtures as close to the desired run length as possible. Run to be confirmed with a shop drawing.

** Low output available for 44" length and longer fixtures.


OPTIC

ORDERING CODE	DESCRIPTION	SPECIFICATIONS
1	ASYMMETRIC DISTRIBUTION	Type IV distribution produced with internally shielded optic chamber, louver assembly and extruded acrylic lens with Fresnel features. B0 U1 G1 BUG rating



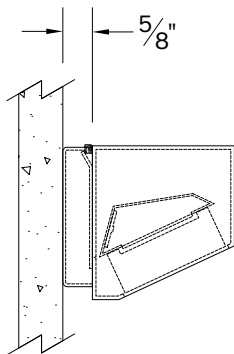
LOUVER

ORDERING CODE	DESCRIPTION	SPECIFICATIONS
A	STANDARD LOUVER	20 gauge steel with 5/8" tall blades, spaced 1-1/4" apart Available in architectural white (AW), environmental satin silver (ESS) and bronze (BZ) powder coat finishes



MOUNTING


ORDERING CODE	DESCRIPTION
SM1	SURFACE/RECTANGULAR WALL BOX MOUNT Mounting option includes: <ul style="list-style-type: none"> 3" H x 4-3/4" W x 3/4" D bracket assembly in matching finish mounts directly to a vertical surface or to a typical rectangular outdoor junction box (gasket by others)



BDA30 | DARYL

Linear asymmetric LED luminaire for outdoor locations

OPTIONS

ORDERING CODE	DESCRIPTION	SPECIFICATIONS
	ED EMERGENCY LED DRIVER	<ul style="list-style-type: none">• Universal 120-277V input voltage emergency driver delivers initial minimum power of 10W for 90 minutes• Available for 4' nominal length non-dim or 0-10V fixture only (consult factory for all other lengths/drivers)• Provided with combination test switch/indicator light mounted to wall plate for remote installation

EPA CALCULATIONS

LENGTH ORDER CODE	EPA
22	0.99 ft ²
33	1.49 ft ²
44	1.99 ft ²
55	2.48 ft ²
66	2.98 ft ²
77	3.48 ft ²
88	3.97 ft ²

LENGTH/MOUNTING DIMENSIONS

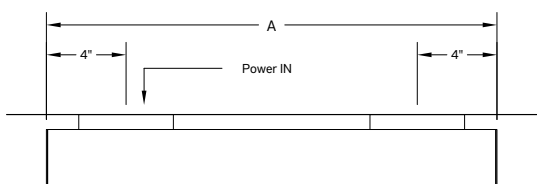
ORDERING CODE	LENGTH A
22	22: 22-3/8"
33	33: 33-3/8"
44	44: 44-3/8"
55	55: 55-3/8"
66	66: 66-3/8"
77	77: 77-3/8"
88	88: 88-3/8"

RUN CONFIGURATION INFORMATION

ORDERING CODE	DESCRIPTION
SN	Single
ST	Starter
AD	Adder
TR	Terminator

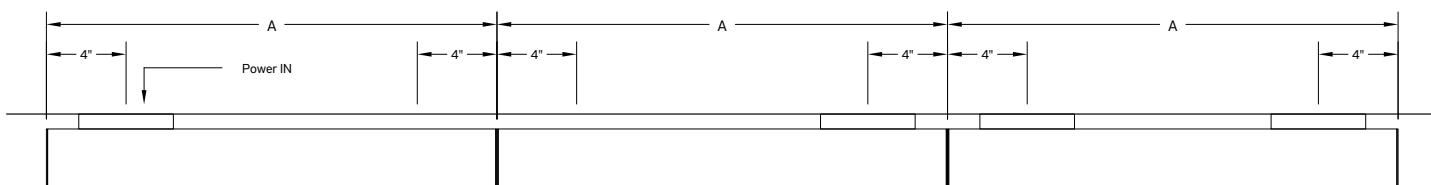
RUN INFORMATION

Plan - Wall Mount Single Fixture Option



SN

Plan - Wall Mount Continuous Fixture Option



ST

AD

TR