


Project: \_\_\_\_\_ Type: \_\_\_\_\_



## FEATURES

The BSS120 is a shallow profile LED luminaire for cove applications requiring quality asymmetric light distribution. The heavy gauge, sheet formed housing is fitted with a primary and saw-tooth reflector to produce a smooth, uniform gradient light across the ceiling plane. A clear dust cover shields the reflector system and 90+ CRI LED modules.

## SPECIFICATIONS

Fixture housing constructed of formed and riveted, pre-painted 20 gauge aluminum and heavy gauge steel sheet end caps

The multi-reflector optic system is formed from sheet aluminum with finishes of up to 96% reflectance

Includes a clear acrylic dust cover

Available in nominal lengths of 2', 3', 4' and 5'

Fixtures provided with 18 ga. wiring harness for 6 Amp maximum load (consult factory for runs requiring multiple circuits, sensor integration, etc.)

Standard integral 120V-277V driver offered with 0-10V dimming or non-dim (other dimming driver options available)

Integral 120-277V emergency battery backup available for 4' nominal non-dim or 0-10V (consult factory for all other lengths/drivers)

Standard outputs are 445, 680 and 785 lumens per foot

LEDs available in 2700K, 3000K, 3500K, and 4000K, within a 3 step MacAdam ellipse, all with 90+ CRI typical

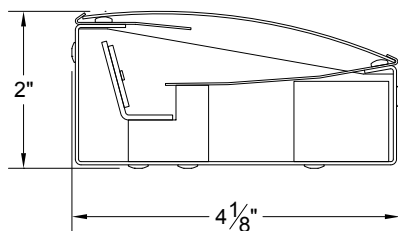
A supplemental optic blending film is provided for fixtures that terminate at a perpendicular wall

Life: 50,000 hours L<sub>70</sub>

UL and C-UL listed for dry and damp locations

Limited five year warranty

## SECTION



## PERFORMANCE

NOMINAL LENGTH	OUTPUT	LUMENS/ft.	WATTS/ft.	LUMINAIRE LUMENS	EFFICACY (LPW)
4'	L: low	445	5.6	1641	79
	R: regular	600	7.9	2211	76
	H: high	785	11.0	2896	72

\*Note: All data reflects fixture with 3500K LEDs



## BSS120 -

### FIXTURE LENGTH

22: 22-1/4"  
33: 33-1/4"  
44: 44-1/4"  
55: 55-1/4"

### CORRELATED COLOR TEMPERATURE

27: 2700K-90+ CRI  
30: 3000K-90+ CRI  
35: 3500K-90+ CRI  
40: 4000K-90+ CRI

### DRIVER

ND: non-dimming  
[Dimming]  
D: 0-10V, 1%  
HES: Lutron EcoSystem, soft-on/fade-to-black, 1%  
H2: Lutron Hi-lume 2-wire forward phase, 1%, (120V ONLY)  
E5: Lutron EcoSystem 5-Series, 5%  
EL: eldoLED ECOdrive 0-10V, 1%


### LIGHT OUTPUT (lumens per foot)

L: low – 445  
R: regular – 600  
H: high – 785  
CF: consult factory for custom output

### OPTIONS

ED: emergency driver (4' non-dim or 0-10V only)


## OPTIONS

	ORDERING CODE	DESCRIPTION	SPECIFICATIONS
	ED	EMERGENCY LED DRIVER	<ul style="list-style-type: none"> <li>• Universal 120-277V input voltage emergency driver delivers initial minimum power of 10W for 90 minutes</li> <li>• Available for 4' nominal length non-dim or 0-10V fixture only (consult factory for all other lengths/drivers)</li> <li>• Provided with combination test switch/indicator light mounted to wall plate for remote installation</li> </ul>

## MOUNTING

	DESCRIPTION
	Use appropriate fastener through $\varnothing 3/16$ " holes in housing

## ACCESSORY

	ORDERING CODE	DESCRIPTION	SPECIFICATIONS
	BSS120-DF	End of run diffusion film	<ul style="list-style-type: none"> <li>• 8" long piece of diffusion film blends and softens the light distribution on the end wall surfaces</li> </ul>