



HB2 | hush

2" nominal width non-illuminated acoustic baffle

Project: _____ Type: _____



FEATURES

The Hush HB2 acoustic baffle compliments the HL2 luminaire, enhancing interior spaces with subtle to bold colors, while damping sound reflections. The 2" wide frame is clad with 1/2" thick felt acoustic panels in 8", 12" or 16" heights and eighteen standard colors. The fixture housing and machined aluminum end caps are available in several architectural finishes, as well as optional RAL finishes to coordinate with panel colors.

SPECIFICATIONS

Fixture constructed of extruded aluminum, heavy gauge sheet formed steel and aluminum and PET acoustic felt panels

Model variations offered for cable suspended and wall mount applications as 2'-8' nominal single fixtures and continuous runs up to 50'

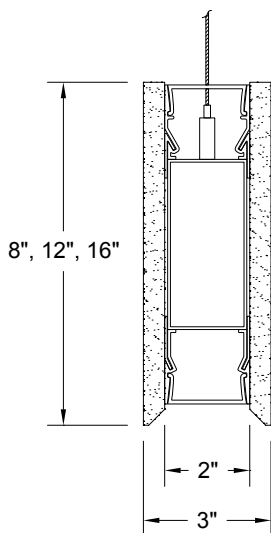
The 1/2" thick, 100% PET (>75% recycled), fire rated (ASTM E84 Class B) 0.98 NRC acoustic felt panels feature a bottom beveled edge, extended ends and are available in twenty standard colors

Fixture housing and machined aluminum end caps are available in standard powder coat finishes as shown below and optional RAL finishes coordinated to the panel colors

Limited five year warranty



SECTION



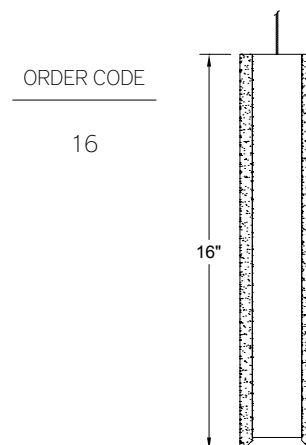
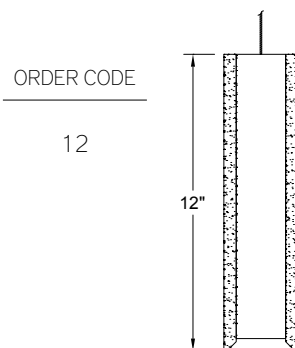
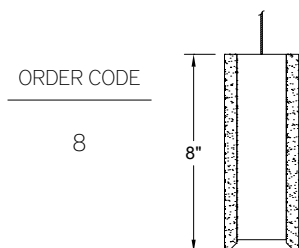
HB2 -

HEIGHT	RUN LENGTH*	BOTTOM EDGE TREATMENT	END TREATMENT	END FINISH	MOUNT	PANEL FINISH
8: 8" 12: 12" 16: 16"	Specify run from 2'-50' to the nearest foot	DB: drop beveled edge CF: consult factory for custom edge	1: extended panels/ metal end cap 2: mitered panels/ acoustic end cap CF: consult factory for custom end	AW: architectural white (semi-matte) WH: white (semi-gloss) BL: black (semi-matte) MB: matte black ESS: environmental satin silver BZ: bronze ‡ RAL: optional RAL finish coordinates w/panel color CF: consult factory for custom finish	C4: cable mount 4' cable length C8: cable mount 8' cable length WM: wall mount CF: consult factory for custom mounting	code from color key: ----- CF: consult factory for custom color

* Specify run length to the nearest one foot. Factory will configure using the least quantity of fixtures as close to the desired run length as possible without exceeding the length. Run to be confirmed with a shop drawing.

‡ When the RAL code is optioned, the end cap will be finished in an RAL color that closely matched the selected Panel Color. See Panel color key for details.



HEIGHT



BOTTOM EDGE TREATMENT

	ORDERING CODE	DESCRIPTION	SPECIFICATIONS
	DB	DROP BEVEL EDGE	Bottom edge of panels extends 1/2" below the underside, finished with a 45 degree bevel

END TREATMENT

	ORDERING CODE	DESCRIPTION	SPECIFICATIONS
	1	EXTENDED PANELS / METAL END CAP	Panel ends extend 1/2" beyond the housing length Includes machined aluminum end cap
	2	MITERED PANELS / ACOUSTIC END CAP	Acoustic material end cap, bottom edge finished with 45 degree bevel

FINISH

Fixture housing and machined aluminum end caps available in the following powder coat finishes.

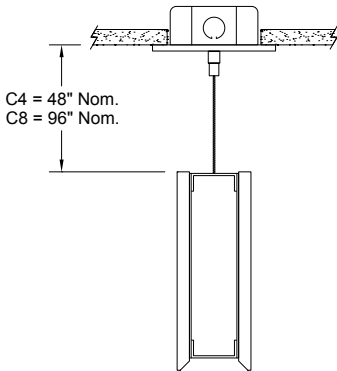
STANDARD FINISHES

- AW: architectural white (semi-matte)
- WH: white (semi-gloss)
- BL: black (semi-matte)
- MB: matte black
- ESS: environmental satin silver
- BZ: bronze

OPTIONAL FINISH

- RAL: RAL color coordinates with specified panel color
- See panel color key for details

MOUNTING



ORDERING CODE

DESCRIPTION

C4 and C8

CABLE MOUNT

- Mounting option includes:
- Ø 1/16"x 48" (C4) or 96" (C8) aircraft cables
 - Ø 5" white canopies
 - Ceiling couplers, cable grippers and hardware


ACOUSTIC PANEL COLOR KEY

Hush acoustic panels are made from 100% PET (>75% recycled) colored felt fibers. The 1/2" thick, cohesive material construction traps sound waves and aids in reducing sound reflections within interior spaces (0.98 NRC). Lightweight and durable, the panels are also fire rated (ASTM E84 Class B). There are twenty colors which can be paired with six standard powder coat finishes or optional coordinating RAL colors.

Note: Ordering Code shown above color image.

Optional coordinating RAL finish for end cap and unlit areas shown in parenthesis.

01



White
(RAL 9003)

02



Granite
(RAL 7047)

03




Overcast
(RAL 7004)

04




Slate
(RAL 7039)

05




Lava Rock
(RAL 7016)

06



Black Sand
(RAL 7022)

07



Black
(RAL 9004)

08



Light Sand
(RAL 1013)

09




Dark Sand
(RAL 1019)

10



Mango
(RAL 1017)

11




Poppy
(RAL 2011)

12



Hibiscus
(RAL 3031)

15



Marine Blue
(RAL 5011)

16



Deep Sea
(RAL 5002)

17




Sky Blue
(RAL 5007)

18



Laguna Blue
(RAL 5012)

19



Emerald
(RAL 6012)

20



Lime
(RAL 6011)

RUN INFORMATION

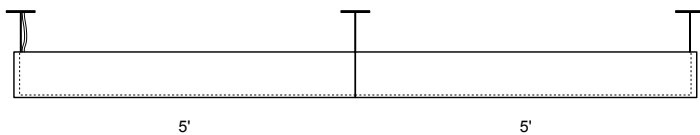
Specify run length to the nearest one foot. Factory will configure using the least quantity of fixtures as close to the desired run length as possible without exceeding the length. Mounting points will be located to provide the most even appearance possible. Consult factory for other mounting options.

Runs to be confirmed with a shop drawing.

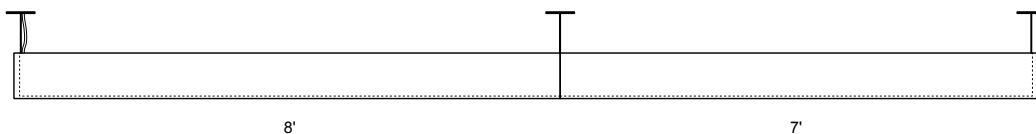
RUN LENGTH	FIXTURES USED (TO THE NOMINAL FOOT)	RUN LENGTH	FIXTURES USED (TO THE NOMINAL FOOT)	RUN LENGTH	FIXTURES USED (TO THE NOMINAL FOOT)
2'	2'	19'	6' + 7' + 6'	35'	7' + 7' + 7' + 7' + 7'
3'	3'	20'	7' + 6' + 7'	36'	7' + 7' + 8' + 7' + 7'
4'	4'	21'	7' + 7' + 7'	37'	8' + 7' + 7' + 7' + 8'
5'	5'	22'	7' + 8' + 7'	38'	7' + 8' + 8' + 8' + 7'
6'	6'	23'	8' + 7' + 8'	39'	8' + 8' + 7' + 8' + 8'
7'	7'	24'	8' + 8' + 8'	40'	8' + 8' + 8' + 8' + 8'
8'	8'	25'	6' + 6' + 6' + 7'	41'	7' + 7' + 7' + 7' + 7' + 6'
9'	5' + 4'	26'	7' + 6' + 6' + 7'	42'	7' + 7' + 7' + 7' + 7' + 7'
10'	5' + 5'	27'	7' + 7' + 7' + 6'	43'	7' + 7' + 7' + 7' + 7' + 8'
11'	6' + 5'	28'	7' + 7' + 7' + 7'	44'	8' + 7' + 7' + 7' + 7' + 8'
12'	6' + 6'	29'	7' + 7' + 7' + 8'	45'	8' + 8' + 7' + 7' + 7' + 8'
13'	7' + 6'	30'	8' + 7' + 7' + 8'	46'	7' + 8' + 8' + 8' + 8' + 7'
14'	7' + 7'	31'	8' + 8' + 8' + 7'	47'	8' + 8' + 8' + 8' + 8' + 7'
15'	8' + 7'	32'	8' + 8' + 8' + 8'	48'	8' + 8' + 8' + 8' + 8' + 8'
16'	8' + 8'	33'	6' + 7' + 7' + 7' + 6'	49'	7' + 7' + 7' + 7' + 7' + 7' + 7'
17'	6' + 5' + 6'	34'	7' + 7' + 6' + 7' + 7'	50'	7' + 7' + 7' + 8' + 7' + 7' + 7'
18'	6' + 6' + 6'				

ILLUSTRATED EXAMPLES

10' RUN



15' RUN



20' RUN

