

## FIXTURE LENGTHS

FOR T-GRID WITH STANDARD 24" AND 48" CENTERS ONLY  
SINGLE (SN) CONFIGURATION ONLY

ORDER CODE	HOUSING LENGTH 9/16" T-GRID	HOUSING LENGTH 15/16" T-GRID
24	23-1/4"	22-7/8"
48	47-1/4"	46-7/8"

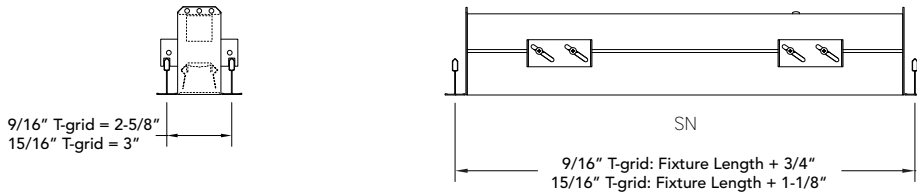
FOR T-GRID WITH CUSTOM CENTERS OR FLANGE AND TRIMLESS MOUNTING OPTIONS

SINGLE (SN), STARTER (ST), ADDER (AD), TERMINATOR (TR) CONFIGURATIONS

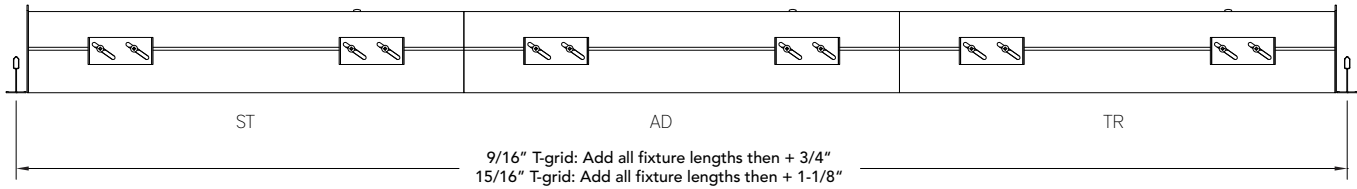
ORDER CODE	HOUSING LENGTH	ORDER CODE	HOUSING LENGTH
22	22-1/8"	61	60-5/8"
33	33-1/8"	66	66-1/8"
39	38-5/8"	72	71-5/8"
44	44-1/8"	77	77-1/8"
50	49-5/8"	83	82-5/8"
55	55-1/8"	88	88-1/8"

TO DETERMINE CUSTOM GRID CENTERS FOR T-GRID CEILING MOUNTING

### Single Fixtures

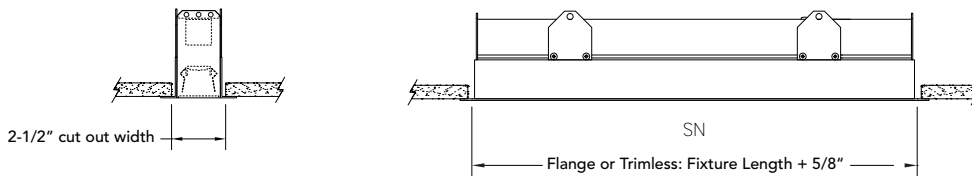


### Continuous Runs



TO DETERMINE WALL / CEILING CUT OUT FOR FLANGE TRIM AND TRIMLESS MOUNTING

### Single Fixtures



### Continuous Runs

