

ARM CENTER DISTANCE

ORDERING CODE	LENGTH A
24	24-3/8"
36	35-9/16"
47	46-3/4"
58	57-15/16"
69	69-1/8"

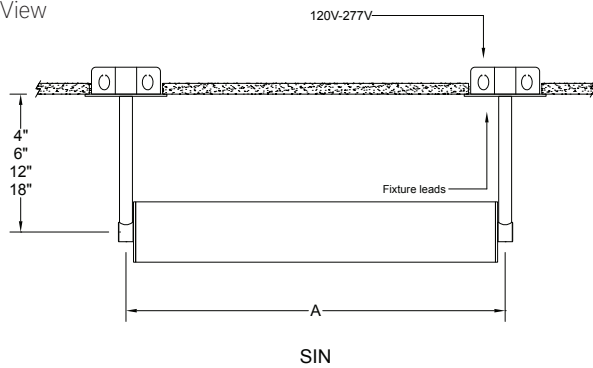
RUN CONFIGURATION INFORMATION

ORDERING CODE	DESCRIPTION
SIN	Single
STA	Starter
ADD	Adder
TER	Terminator

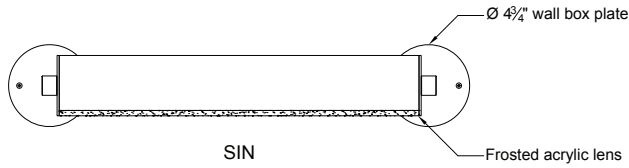
RUN INFORMATION

Single Fixture

Plan View

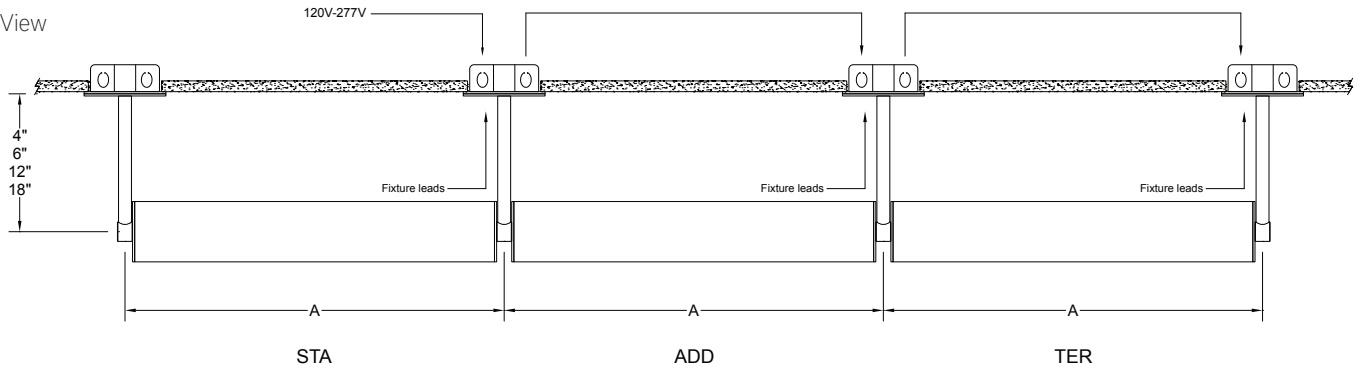


Front View



Continuous Run

Plan View



Front View

