

ARM CENTER DISTANCE

ORDERING CODE	LENGTH A
24	24-1/8"
35	35-1/8"
46	46-1/8"
57	57-1/8"
68	68-1/8"

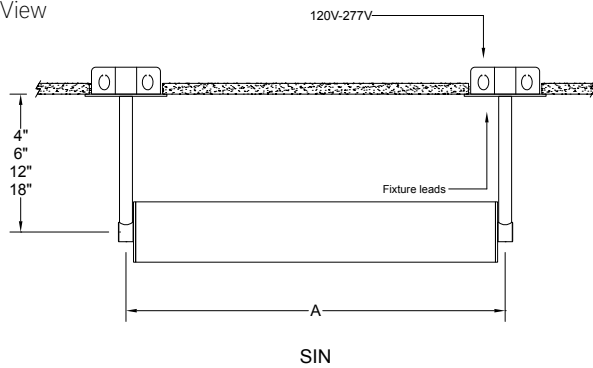
RUN CONFIGURATION INFORMATION

ORDERING CODE	DESCRIPTION
SIN	Single
STA	Starter
ADD	Adder
TER	Terminator

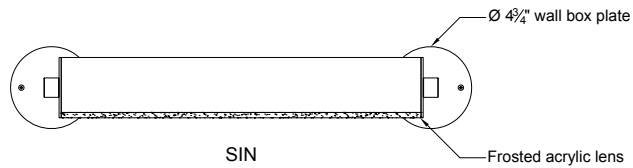
RUN INFORMATION

Single Fixture

Plan View

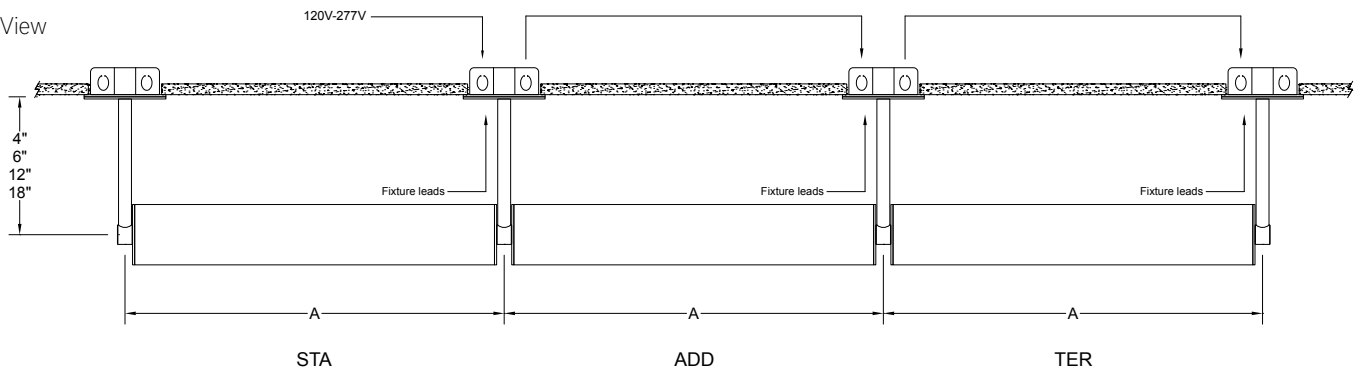


Front View



Continuous Run

Plan View



Front View

