

BSS305 | TASK

Under cabinet LED luminaire

Project: _____ Type: _____



FEATURES

Quality LED illumination and several control options make the BSS305 luminaire an ideal task light. The robust, 23"–56" nominal length fixtures feature an acrylic lens, multiple light output choices, dimming driver capability and an occupancy sensor option. Fixture with certain options available for 10-Day QuickShip.

SPECIFICATIONS

Fully assembled housing is formed and welded, 20 ga. steel, chemically treated to resist corrosion and enhance paint adhesion

Standard finishes as shown below

Knock-outs accept standard electrical fittings (by others)

Available in nominal lengths of 2'–5'

Includes frosted acrylic lay in lens

Standard integral 120-277V driver offered with 0-10V dimming or non-dim (other dimming driver options available)

Options include 120V or 277V on/off rocker switch and passive infrared occupancy sensor

Standard outputs are 545 and 740 lumens per foot

LEDs available in 2700K, 3000K, 3500K, and 4000K, within a 3 step MacAdam ellipse, all with 90+ CRI typical

Life: 50,000 hours L₇₀

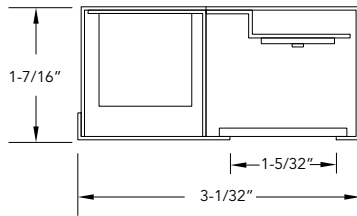
Limited five year warranty

UL and C-UL listed for dry and damp locations



Highlighted fields denote QuickShip Options. See complete 10-Day QuickShip Terms and Conditions available at www.bartcolighting.com/quickship-products/. Purchase order must reference "QuickShip".

SECTION



PERFORMANCE

Note: All data reflects fixtures with 3500K LEDs

NOMINAL LENGTH	OUTPUT	LUMENS/ft.	WATTS/ft.	LUMINAIRE LUMENS	EFFICACY (LPW)
4'	L: low	545	5.6	2000	97
	R: regular	740	7.9	2722	96




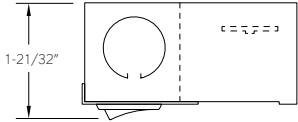

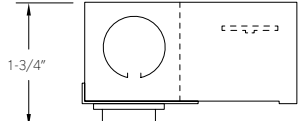

BSS305 -

FIXTURE LENGTH	CORRELATED COLOR TEMPERATURE	DRIVER	LIGHT OUTPUT (lumens per foot)	LENS	OPTIONS	FINISH
2: 22-3/16" 3: 33-3/16" 4: 44-3/16" 5: 55-3/16"	27: 2700K-90+ CRI 30: 3000K-90+ CRI 35: 3500K-90+ CRI 40: 4000K-90+ CRI	ND: non-dimming [Dimming] D: 0-10V, 1% DTR: triac, 1%, (120V ONLY) DLV: electronic low voltage, 1%, (120V ONLY) HES: Lutron EcoSystem, soft-on/fade-to-black, 1% EL: eldoLED ECOdrive 0-10V, 1% ES: eldoLED SOLOdrive 0-10V, 0.1% ELD: eldoLED ECOdrive DALI, 1% ESD: eldoLED SOLOdrive DALI, 0.1%	L: low – 545 R: regular – 740 CF: consult factory for custom output	F: frosted acrylic	SW1: rocker switch 120V SW2: rocker switch 277V OC: occupancy sensor	AW: architectural white (semi-matte) WH: white (semi-gloss) BL: black (semi-matte) MB: matte black ESS: environmental satin silver BZ: bronze PR: primer CF: consult factory for custom finish

BSS305 | TASK

Under cabinet LED luminaire

OPTIONS

	ORDERING CODE	DESCRIPTION	
	SW1	ROCKER SWITCH 120V On/off 120V, 10 Amp rocker switch in white or black finish (dependent on fixture finish)	
	SW2	ROCKER SWITCH 277V On/off 277V, 20 Amp rocker switch in black finish only	
	OC	OCCUPANCY SENSOR Passive infrared occupancy sensor with hold-off day-lighting adjustment (10-120 foot candles) and time delay adjustment from 30 seconds to 30 minutes	