


Type:



# BSS300

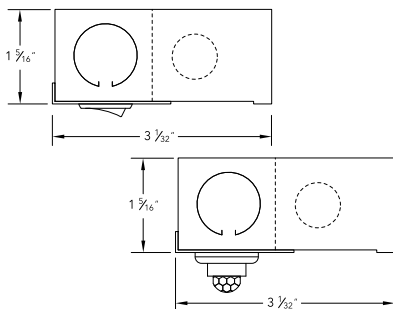
Low profile, dedicated LED fixture utilizing our E5 lamp with inline driver



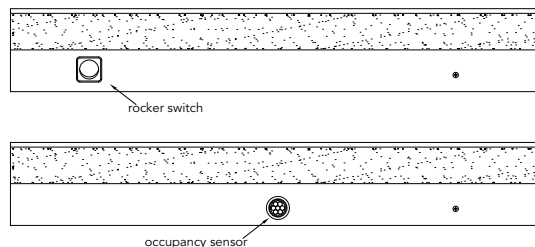
- Fully assembled housing is formed and welded, 20 ga. steel, chemically treated to resist corrosion and enhance paint adhesion
- Standard finishes white, black, silver, platinum, or bronze powder coat, applied post production (consult factory for custom finishes)
- Knock-outs accept standard electrical fittings (by others)
- Clear, frosted, linear prismatic, or white acrylic lay-in lens
- Available with Rocker Switch, Occupancy Sensor, or both
- ECO5 ordered separately
- LED CRI Typ 85
- 120V only
- Limited 3 year warranty
- UL and ULC listed for dry and damp locations
- IBEW manufactured and labeled
- Made in the U.S.A.

LENGTH	COLOR TEMPERATURE	LENS	OPTIONS	FINISH
<p><b>BSS300</b> +</p> <ul style="list-style-type: none"> <li>— 2': 5W</li> <li>— 3': 7.5W</li> <li>— 4': 10W</li> </ul>	<p>+ </p> <ul style="list-style-type: none"> <li>— 27: 2700K</li> <li>— 30: 3000K</li> <li>— 35: 3500K</li> <li>— 40: 4000K</li> <li>— 50: 5000K</li> </ul>	<p>+ </p> <ul style="list-style-type: none"> <li>— C: clear</li> <li>— F: frosted</li> <li>— PR: linear prismatic</li> <li>— WAC: white acrylic</li> </ul>	<p>+ </p> <ul style="list-style-type: none"> <li>— SW: Rocker Switch</li> <li>— OC: Occupancy Sensor</li> </ul>	<p>+ </p> <ul style="list-style-type: none"> <li>— WH: white powdercoat</li> <li>— BL: black powdercoat</li> <li>— SL: silver powdercoat</li> <li>— PT: platinum powdercoat</li> <li>— BZ: bronze powdercoat</li> <li>— CF: consult factory for custom color</li> </ul>

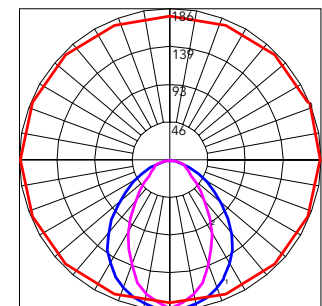
**Profile**



**Plan**



**Photometric**



Maximum Candela = 185.66 Located At Horizontal Angle = 0, Vertical Angle = 5  
 # 1 - Vertical Plane Through Horizontal Angles (0 - 180), (Through Max. Cd.) : Blue  
 # 2 - Vertical Plane Through Horizontal Angles (90 - 270) : Magenta  
 # 3 - Horizontal Cone Through Vertical Angle (5) (Through Max. Cd.) : Red