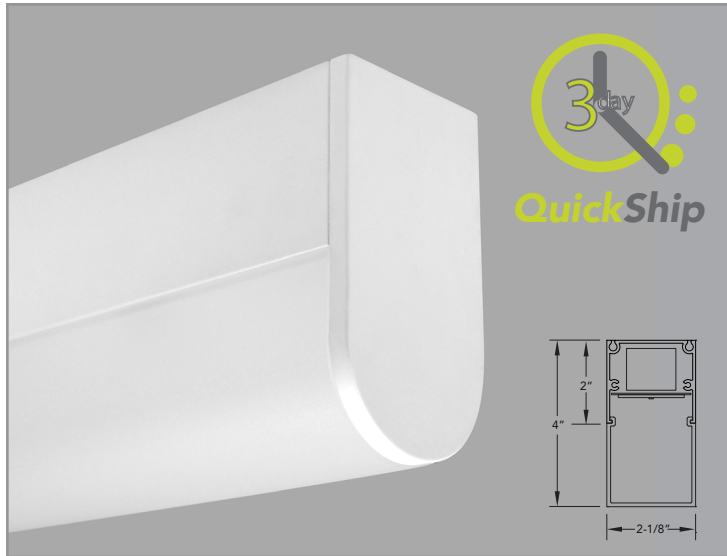


BSS210 | QuickShip Information

Rectilinear LED fixture with drop down lens

Project: _____ Type: _____



QuickShip

- Review all Bartco Lighting QuickShip Terms and Conditions.
- Provide a purchase order or completed QuickShip Order Form to our Customer Service Department. If you are sending a PO, please note clearly that it is a QuickShip order.
- Only include QuickShip items on your QuickShip order. Available options are designated on the QuickShip Order Form, any fixture ordered that is not designated on the QuickShip Order Form will be processed separately as a normal order, with a normal lead-time.
- Double check to ensure complete and correct QuickShip catalog numbers are provided or simply add quantity requirements to our convenient QuickShip Order Form.
- Include complete shipping and contact information.
- Limit QuickShip quantities to 50 pieces or fewer per fixture type per order.
- No changes or cancellations can be made once the Sales Order Confirmation has been sent.
- Send your purchase order by email with "QuickShip" in the subject line, or email or fax a completed QuickShip Order Form to customerservice@bartcolighting.com or 714-230-3222 (fax).

SPECIFICATIONS

Fixture constructed of an extruded aluminum housing, extruded, frosted acrylic lens and machined aluminum end caps

Model variations offered in rectangular or rounded profiles for surface mount or cable suspended applications

Cable mount fixtures provided with field adjustable cable hangers, Ø1/16" x 8' aircraft cable, power cable in coordinating finish, Ø5 canopies and hardware

Standard finish is architectural white (semi-matte), powder coat, applied post production

Available in nominal lengths of 2' and 4' single fixtures

Standard integral 120-277V driver offered with 0-10V dimming (cap dimming leads in the field for non-dimming operation)

Standard light output is 1000 lumens per foot

LEDs available in 3000K and 3500K, within a 3 step MacAdam ellipse, all with 80+ CRI typical

LED life rated at 50,000 hours

Limited five year warranty

UL and C-UL listed for dry and damp locations

ENERGY STAR® qualified

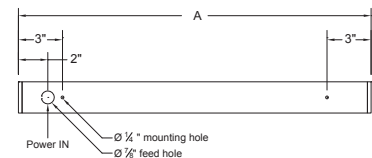
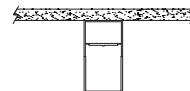
IBEW manufactured and assembled

MADE IN U.S.A.

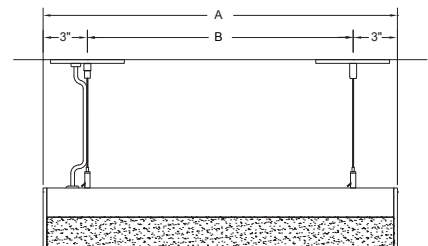
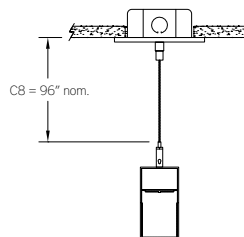
LENGTH / MOUNTING DIMENSIONS

ORDERING CODE	LENGTH	
	A	B
2	22-3/4"	16-3/4"
4	44-3/4"	38-3/4"

SURFACE MOUNT (SM)



CABLE MOUNT (C8)



PERFORMANCE

NOMINAL LENGTH	OUTPUT	LUMENS/FT.	WATTS/FT.	LUMINAIRE LUMENS	EFFICACY (LPW)
4'	R: regular	1000	8.5	3736	118

*Note: All data reflects fixtures with 3500K LEDs and rectangular profile

BSS210 -

D	R		SN	AW			
NOMINAL FIXTURE LENGTH 2: 22-3/4" 4: 44-3/4"	CORRELATED COLOR TEMPERATURE 30: 3000K - 80+ CRI 35: 3500K - 80+ CRI	DRIVER [Dimming] D: 0-10V, 1% (cap dimming leads in the field for non-dimming operation)	LIGHT OUTPUT (lumens per foot) R: regular - 1000	LENS A: rectangular profile - solid end C: round profile - solid end	MOUNT SM: surface mount C8: cable mount 8' cable length	RUN CONFIGURATION SN: single	FINISH AW: architectural white (semi-matte)