



Type:



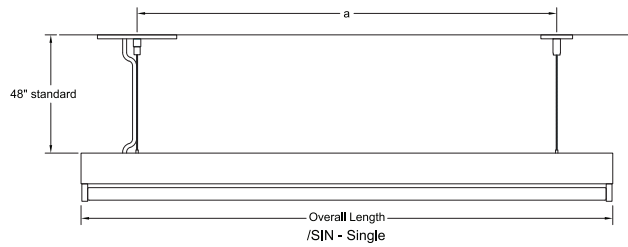
- Fully assembled housing is formed and welded, 20 ga. steel, chemically treated to resist corrosion and enhance paint adhesion
- Available in standard white, black, silver, platinum, bronze and primer powder coat, applied post production (consult factory for custom finishes)
- No visible knockouts
- Rotational locking lamp holders
- Available for one T5 14W, 21W, 28W, 35W and high output 24W, 39W, 54W, 80W linear fluorescent lamps
- Standard universal voltage (120-277V) PRS electronic high power factor ballast is pre-wired to the lamp holders (consult factory for other voltage options)
- For dimming and emergency battery back up options not listed below, consult factory for availability and system compatibility
- UL and ULC listed for dry and damp locations
- IBEW

WATTS	VOLTAGE	BALLAST	MOUNT	FINISH
<b>CB5 +</b> _____ 14W: 22-1/2" 21W: 34-5/16" 28W: 46-1/16" 35W: 57-15/16" 24W: HO - 22-1/2" 39W: HO - 34-5/16" 54W: HO - 46-1/16" 80W: HO - 57-15/16"	_____ U: 120V-277V	_____ <b>[Non-Dimming]</b> PRS: program rapid start <b>[Dimming]</b> MKX: Advance Mark 10 VII: Advance Mark 7 H300: Lutron Hi-Lume 3D ESYS: Lutron EcoSystem ECO: Lutron Eco-10 EHD: Lutron EcoSystem H DALI: Dali T5 PHO: Sylvania Helios SD95-50: Universal BallaSTAR SD115-50: Universal BallaSTAR	_____ SM: surface mount CM: cable mount PM: pendant mount CF: consult factory for custom length	_____ WH: white BL: black SL: silver PT: platinum BZ: bronze PR: primer CF: consult factory for custom color

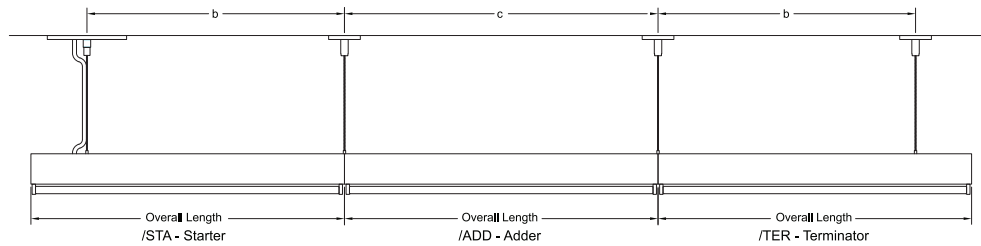
\*Not all ballasts work with all lamps. Consult factory for details.



Single Fixture Configuration



Continuous Run Configuration

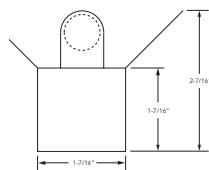


CABLE CENTER DIMENSIONS

model no.	overall length	/SIN - Dim. "a"	/STA - Dim. "b"	/ADD - Dim. "c"
CB5-20				
CB5-34				
CB5-40				
CB5-50				
CB5-60				
CB5-4040				
CB5-5050				

CB5 | ACCESSORIES

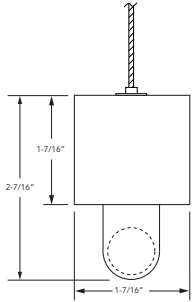
REFLECTORS | 20 ga. steel with white powder coat interior or .020" aluminum in specular (TR=95%) or semi-specular (TR=94%) interior finish



SPECIFICATIONS / ORDER FORMAT

model no.	reflector style	nominal length	interior finish	exterior finish
CB5	-R1 - symmetrical	-20	/WH - white	/FW - fluoroscape white
		-34	/A1 - specular	/BL - black
		-40	/A2 - semi-specular	/SL - silver
		-50		/PT - platinum
		-60		/BZ - bronze
				/CU - custom finish (consult factory)

**CB5 | MOUNTING**



**SPECIFICATIONS / ORDER FORMAT**

mounting code	mounting style	length		
SM	surface mount	NA		
CM48	cable mount	48"		
CM96	cable mount	96"		
PM18	pendant mount	18"		
PM24	pendant mount	24"		
PM30	pendant mount	30"		
CF	consult factory			