


CB5 | GENERAL INFORMATION

Linear T5 Clean Body fixture



Project: _____ Type: _____



FEATURES

The CB5 luminaire features a bare, linear T5 lamp on a clean, sheet formed strip, with minimal exposed hardware. The low profile housing accommodates a wide variety of ballasts. Mounting variations include surface, cable suspension and pendant.

SPECIFICATIONS

Fully assembled housing is formed and welded, 20 ga. steel, chemically treated to resist corrosion and enhance paint adhesion

Model variations offered for surface, cable suspended and pendant mount applications

Standard finishes include Fluoroscope White (semi-matte), white (semi-gloss), black, silver, platinum, bronze and primer powder coat, applied post production (consult factory for custom finishes)

An accessory symmetrical reflector in matching finish is available

Available for T5 14W, 21W, 28W, 35W and high output 24W, 39W, 54W, 80W lamps in single length, some tandem lengths and continuous runs

Standard ballast is specification grade 120V-277V program start (consult factory for other voltage options)

Dimming, emergency battery backup and specialized ballast factor options available (refer to supplemental ballast details sheet for availability)

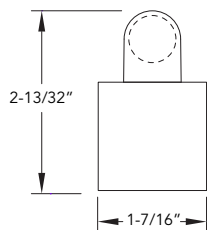
Knock outs on back of surface mount model accept standard electrical fittings by others (consult factory for other locations)

UL and C-UL listed for dry and damp locations

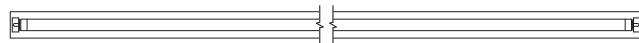
IBEW manufactured and assembled

Made in U.S.A.

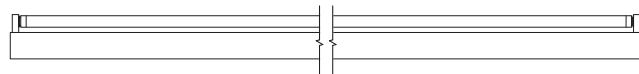
PROFILE



PLAN



SIDE

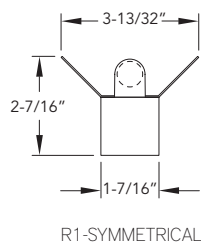


CB5 +

WATTS	VOLTAGE	BALLAST	MOUNT	RUN CONFIGURATION	FINISH
14: 14W - 22-5/8"	U: 120V-277V	[Custom Performance] PH: 1.15BF program start PN85: 0.85BF program start PN90: 0.90BF program start PN95: 0.95BF program start	SM: surface mount	SIN: single	FW: Fluoroscope white (semi-matte)
21: 21W - 34-3/8"	347: 347V		CM48: cable mount 48" cable length	STA: starter	WH: white (semi-gloss)
28: 28W - 46-3/16"	CF: consult factory for specialize voltage	[Emergency] L50: Bodine LP500 L55: Bodine LP5500 L60: Bodine LP600 L60S: Bodine LP600STU I28: Iota ISL-28 I54: Iota ISL-54 I540: Iota ISL-540-35W	CM96: cable mount 96" cable length	ADD: adder	BL: black
35: 35W - 58"			PM18: pendant mount 18" stem length	TER: terminator	SL: silver
24: 24W HO - 22-5/8"	[Non-Dimming] PRS: program rapid start		PM24: pendant mount 24" stem length		PT: platinum
39: 39W HO - 34-3/8"	[Dimming] MKX: Advance Mark 10		PM30: pendant mount 30" stem length		BZ: bronze
54: 54W HO - 46-3/16"	VII: Advance Mark 7		CF: consult factory for custom mounting		PR: primer
80: 80W HO - 58"	ESYS: Lutron EcoSystem				CF: consult factory for custom color
2121: 2x21W - 68-3/4"	EHD: Lutron EcoSystem H				
2828: 2x28W - 92-7/16"	HLM: Lutron Hi-Lume				
3939: 2x39W HO - 68-3/4"	H300: Lutron Hi-Lume 3D				
5454: 2x54W HO - 92-7/16"	PHO: Sylvania Helios				
	DALI: Dali T5 (consult factory)				
	SD95-50: Universal BallaSTAR				
	SD115-50: Universal BallaSTAR				

ACCESSORIES

REFLECTORS | 20 ga. steel with white powder coat interior or .020" aluminum in specular (TR=95%) or semi-specular (TR=94%) interior finish

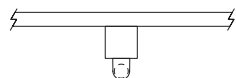


CB5	+		+		+		+	
		REFLECTOR STYLE		WATTS		INTERIOR FINISH		EXTERIOR FINISH
		R1-symmetrical		14: 14W		WH: white		FW: Fluoroscope white (semi-matte)
				21: 21W		A1: specular		WH: white (semi-gloss)
				28: 28W		A2: semi-specular		BL: black
				35: 35W		CF: consult factory for custom color		SL: silver
				24: 24W HO				PT: platinum
				39: 39W HO				BZ: bronze
				54: 54W HO				PR: primer
				80: 80W HO				CF: consult factory for custom color
				2121: 2x21W				
				2828: 2x28W				
				3939: 2x39W HO				
				5454: 2x54W HO				

MOUNTING

ORDERING CODE

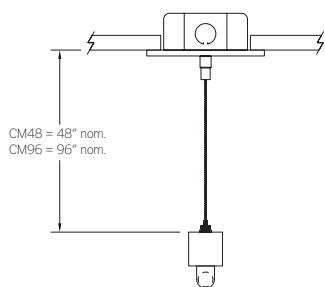
DESCRIPTION



SM

SURFACE MOUNT

Use appropriate fastener through Ø3/16" holes in housing

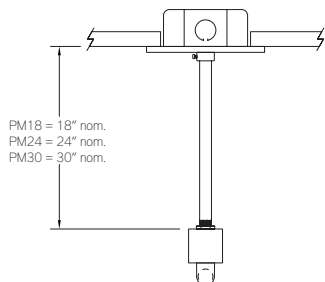


CM48 and CM96

CABLE MOUNT

Mounting option includes:

- Ø 1/16" x 48" (CM48) or 96" (CM96) aircraft cables
- 18 gauge x 60" (CM48) or 102" (CM96) SJT power cable (in coordinating finish)
- Bracket bars
- Ø 5" white power feed canopy
- Ø 2" white canopy
- Ceiling couplers
- Low profile cable grippers



PM18, PM24, PM30

PENDANT MOUNT

Mounting option includes:

- Ø 1/2" x 18" (PM18), 24" (PM24) or 30" (PM30) white steel stems
- Bracket bars
- Ø 5" white canopies with integrated slip ring
- Hex nuts