


# CB5 | GENERAL INFORMATION

Linear T5 Clean Body fixture



Project: \_\_\_\_\_ Type: \_\_\_\_\_



## FEATURES

The CB5 luminaire features a bare, linear T5 lamp on a clean, sheet formed strip, with minimal exposed hardware. The low profile housing accommodates a wide variety of ballasts. Mounting variations include surface, cable suspension and pendant.

## SPECIFICATIONS

Fully assembled housing is formed and welded, 20 ga. steel, chemically treated to resist corrosion and enhance paint adhesion

Model variations offered for surface, cable suspended and pendant mount applications

Standard finishes include Fluoroscope White (semi-matte), white (semi-gloss), black, silver, platinum, bronze and primer powder coat, applied post production (consult factory for custom finishes)

An accessory symmetrical reflector in matching finish is available

Available for T5 14W, 21W, 28W, 35W and high output 24W, 39W, 54W, 80W lamps in single length, some tandem lengths and continuous runs

Standard ballast is specification grade 120V-277V program start (consult factory for other voltage options)

Dimming, emergency battery backup and specialized ballast factor options available (refer to supplemental ballast details sheet for availability)

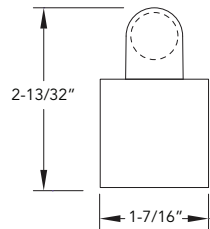
Knock outs on back of surface mount model accept standard electrical fittings by others (consult factory for other locations)

UL and C-UL listed for dry and damp locations

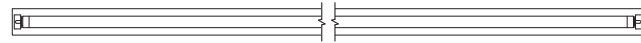
IBEW manufactured and assembled

Made in U.S.A.

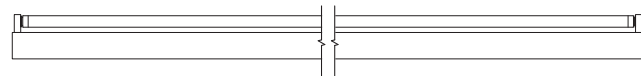
## PROFILE



## PLAN



## SIDE

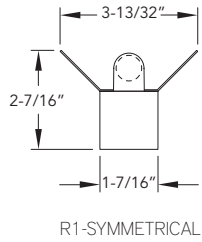


## CB5 +

WATTS	VOLTAGE	BALLAST	MOUNT	RUN CONFIGURATION	FINISH
14: 14W - 22-5/8"	U: 120V-277V	[Custom Performance]	SM: surface mount	SIN: single	FW: Fluoroscope white (semi-matte)
21: 21W - 34-3/8"	347: 347V	PH: 1.15BF program start	CM48: cable mount	STA: starter	WH: white (semi-gloss)
28: 28W - 46-3/16"	CF: consult factory for specialize voltage	PN85: 0.85BF program start	48" cable length	ADD: adder	BL: black
35: 35W - 58"		PN90: 0.90BF program start	CM96: cable mount	TER: terminator	SL: silver
24: 24W HO - 22-5/8"	[Non-Dimming]	PN95: 0.95BF program start	96" cable length		PT: platinum
39: 39W HO - 34-3/8"	PRS: program rapid start	[Emergency]	PM18: pendant mount		BZ: bronze
54: 54W HO - 46-3/16"	[Dimming]	L50: Bodine LP500	18" stem length		PR: primer
80: 80W HO - 58"	MKX: Advance Mark 10	L55: Bodine LP5500	PM24: pendant mount		CF: consult factory for custom color
2121: 2x21W - 68-3/4"	VII: Advance Mark 7	L60: Bodine LP600	24" stem length		
2828: 2x28W - 92-7/16"	ESYS: Lutron EcoSystem	L60S: Bodine LP600STU	PM30: pendant mount		
3939: 2x39W HO - 68-3/4"	EHD: Lutron EcoSystem H	I28: Iota ISL-28	30" stem length		
5454: 2x54W HO - 92-7/16"	HLM: Lutron Hi-Lume	I54: Iota ISL-54	CF: consult factory for custom mounting		
	H300: Lutron Hi-Lume 3D	I540: Iota ISL-540-35W			
	PHO: Sylvania Helios				
	DALI: Dali T5 (consult factory)				
	SD95-50: Universal BallaSTAR				
	SD115-50: Universal BallaSTAR				

## ACCESSORIES

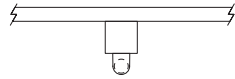
**REFLECTORS** | 20 ga. steel with white powder coat interior or .020" aluminum in specular (TR=95%) or semi-specular (TR=94%) interior finish



CB5	+		+		+		+	
		REFLECTOR STYLE		WATTS		INTERIOR FINISH		EXTERIOR FINISH
		R1-symmetrical		14: 14W 21: 21W 28: 28W 35: 35W 24: 24W HO 39: 39W HO 54: 54W HO 80: 80W HO 2121: 2x21W 2828: 2x28W 3939: 2x39W HO 5454: 2x54W HO		WH: white A1: specular A2: semi-specular CF: consult factory for custom color		FW: Fluoroscape white (semi-matte) WH: white (semi-gloss) BL: black SL: silver PT: platinum BZ: bronze PR: primer CF: consult factory for custom color

## MOUNTING

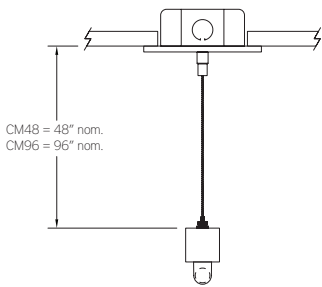
ORDERING CODE      DESCRIPTION



SM

SURFACE MOUNT

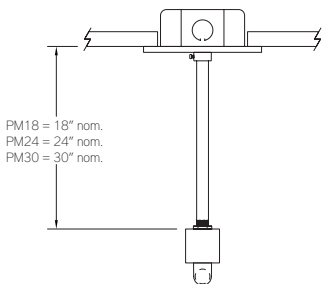
Use appropriate fastener through  $\varnothing 3/16$ " holes in housing



CM48 and CM96

CABLE MOUNT

- Mounting option includes:
- $\varnothing 1/16$ " x 48" (CM48) or 96" (CM96) aircraft cables
  - 18 gauge x 60" (CM48) or 102" (CM96) SJT power cable (in coordinating finish)
  - Bracket bars
  - $\varnothing 5$ " white power feed canopy
  - $\varnothing 2$ " white canopy
  - Ceiling couplers
  - Low profile cable grippers



PM18, PM24, PM30

PENDANT MOUNT

- Mounting option includes:
- $\varnothing 1/2$ " x 18" (PM18), 24" (PM24) or 30" (PM30) white steel stems
  - Bracket bars
  - $\varnothing 5$ " white canopies with integrated slip ring
  - Hex nuts