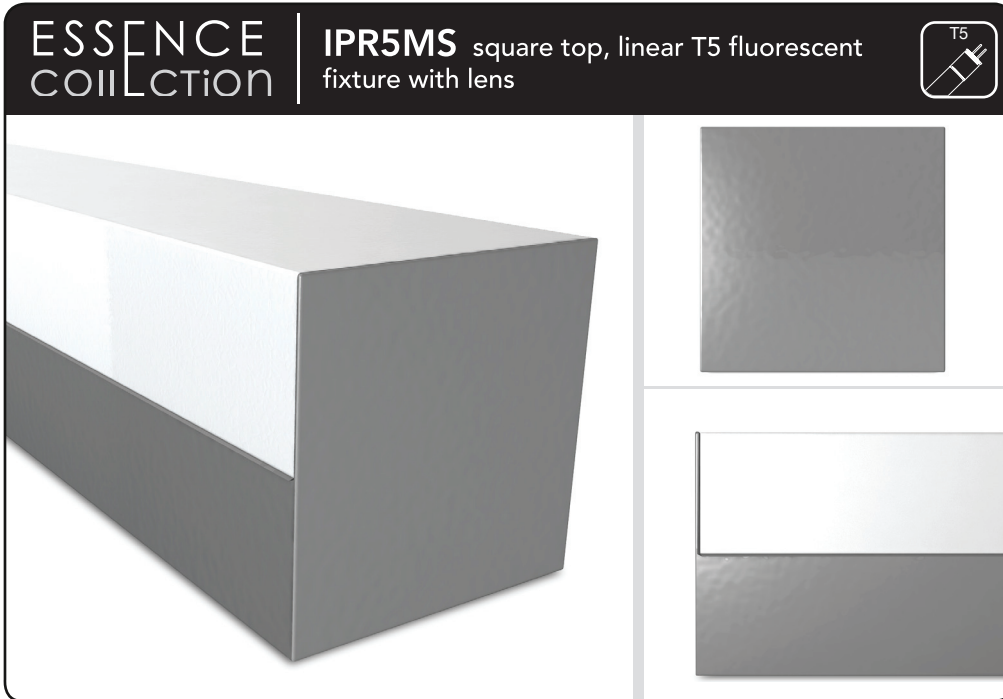


Type:



- Fully assembled housing is formed and welded, 20 ga. steel, chemically treated to resist corrosion and enhance paint adhesion
- Model variations offered for surface, cable suspended and pendant mount applications
- Available in standard white, black, silver, platinum, bronze and primer powder coat, applied post production (consult factory for custom finishes)
- Includes frosted or linear prismatic acrylic lens
- Available for T5 14W, 21W, 28W, 35W and high output 24W, 39W, 54W, 80W linear fluorescent lamps in single and some tandem lengths
- Standard ballast is specification grade 120V-277V program start (consult factory for other voltage options)
- Dimming, emergency battery backup and specialized ballast factor options available (consult factory for availability and system compatibility)
- Knock-outs on back accept standard electrical fittings by others (consult factory for other locations)
- Rotational locking lamp holders
- UL and C-UL listed for dry and damp locations
- IBEW manufactured and labeled
- Made in the U.S.A.

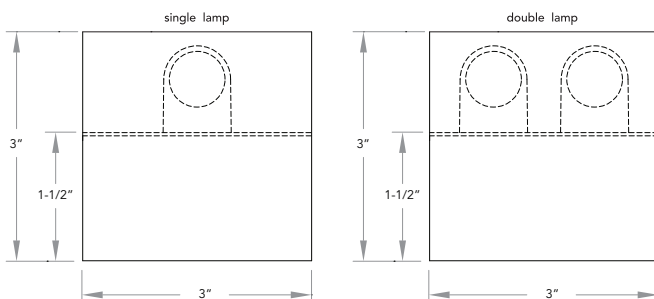
IPR5MS +

 Lamps Section 1 1: single lamp 2: double lamp	 Watts Section 2 14W: 22-1/2" 21W: 34-5/16" 28W: 46-1/16" 35W: 57-15/16" 2121W: 68-5/8" 2828W: 92-1/8"	 Voltage Section 3 U: 120V-277V 347: 347V CF: consult factory for specialize voltage	 Ballast Section 4*	 Lens Section 5 F: frosted P: linear prismatic	 Mount Section 6	 Finish Section 7	
			<ul style="list-style-type: none"> [Non-Dimming] PR5: program rapid start [Dimming] MKX: Advance Mark 10 VII: Advance Mark 7 H300: Lutron Hi-Lume 3D ESYS: Lutron EcoSystem EHD: Lutron EcoSystem H DALI: Dali T5 PHO: Sylvania Helios SD95-50: Universal BallaSTAR SD115-50: Universal BallaSTAR PSNS: PowerSense TEN: SuperDim 		<ul style="list-style-type: none"> [Custom Performance] PH: 1.15BF program start PN85: 0.85BF program start PN90: 0.90BF program start PN95: 0.95BF program start PXL51: 0.57BF prgm str [Emergency] I28: Iota ISL-28 I54: Iota ISL-54 I540: Iota ISL-540-35W L28: Iota ISL-28 L50: Bodine LP500 L55: Bodine LP5500 L60: Bodine LP600 L60S: Bodine LP600STU 	<ul style="list-style-type: none"> SM: surface mount (for 2 lamp HO, consult factory) CM48: cable mount 48" cable length CM96: cable mount 96" cable length PM18: pendant mount 18" stem length PM24: pendant mount 24" stem length PM30: pendant mount 30" stem length CF: consult factory for custom length 	<ul style="list-style-type: none"> WH: white BL: black SL: silver PT: platinum BZ: bronze PR: primer CF: consult factory for custom color


**Pendant and Cable mount ONLY for 2 lamp HO applications. Consult factory for Surface Mount option.

*Not all ballasts work with all lamps. Consult factory for details.

Profile



Top View



Side View

