



BFL800

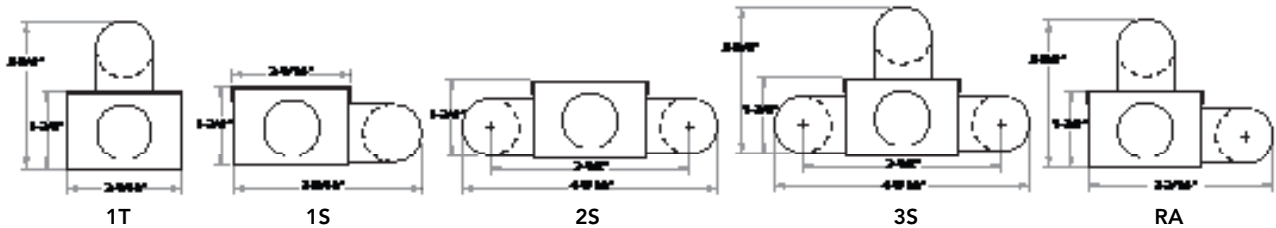
type:

LINEAR T8 FLUORESCENT

low profile linear T8 fluorescent architectural fixture with integral ballast

- SPECIFICATIONS**
- Fully assembled housing is formed and welded, 20 ga. steel, chemically treated to resist corrosion and enhance paint adhesion
 - Standard finish is high reflectance white powder coat, applied post production
 - Knock-outs accept standard electrical fittings (by others)
 - Rotational locking lamp holders
 - Available for one, two or three T8 17W, 25W, 32W, 40W or 59W linear fluorescent lamps
 - Standard 120V or 277V electronic high power factor ballast is pre-wired to the lamp holders (consult factory for other voltage options)
 - Dimming ballast and emergency battery back up options available (consult factory for availability and system compatibility)
 - UL and C-UL listed for dry and damp locations
 - IBEW manufactured and labeled
 - Made in the U.S.A.

PROFILE



SPECIFICATION / ORDER FORMAT					DIMENSIONAL INFO.
model no.	lamp position	wattage - lamp	voltage	options	overall length
BFL800	-1T	/17 - 17w	/120	Dimming - (consult factory)	24"
	-1S	/25 - 25w	/277	/EB - emergency ballast (consult factory)	36"
	-2S	/32 - 32w	(consult factory for other voltages)	/DL - damp location	48"
	-3S	/40 - 40w		/CU - custom finish (consult factory)	60"
	-RA	/59 - 59w			96"
		/3232-32w			2x32W - 96"

LENSES | Two-piece system comprised of polycarbonate channel and striated snap-on cover



U8LNP	Clear lens (sold by the foot)	___ft.
U8LNCF	Opal Lens (sold by the foot)	___ft.

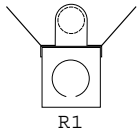
TUBE GUARD |

TG	Tube Guard (sold by the foot)	___ft.
----	-------------------------------	--------

CABLE KIT |

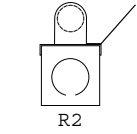
BAC-4N-W	Aircraft suspension kit
BAC-4P-W	Aircraft suspension kit w/ power feed

REFLECTORS | 20 ga. steel construction, white powder coat finish (consult factory for optional reflector materials and finishes)



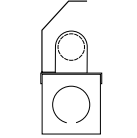
R1

SYMMETRICAL	for fixture model
800-1T-R1-17	BFL800-1T17
800-1T-R1-25	BFL800-1T25
800-1T-R1-32	BFL800-1T32
800-1T-R1-40	BFL800-1T40
800-1T-R1-59	BFL800-1T59



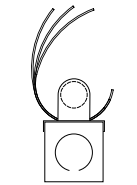
R2

ASYMMETRICAL	
800-1T-R2-17	BFL800-1T17
800-1T-R2-25	BFL800-1T25
800-1T-R2-32	BFL800-1T32
800-1T-R2-40	BFL800-1T40
800-1T-R2-59	BFL800-1T59



R3

INSIDE ASYMMETRICAL	
800-1T-R3-17	BFL800-1T17
800-1T-R3-25	BFL800-1T25
800-1T-R3-32	BFL800-1T32
800-1T-R3-40	BFL800-1T40
800-1T-R3-59	BFL800-1T59



RE

ELLIPTICAL	
800-1T-RE-17	BFL800-1T17
800-1T-RE-25	BFL800-1T25
800-1T-RE-32	BFL800-1T32
800-1T-RE-40	BFL800-1T40
800-1T-RE-59	BFL800-1T59